

IHCA SAILING INSTRUCTIONS GUIDE

This sailing instructions guide is based on the expanded version of Appendix K of the ISAF Racing Rules of Sailing (RRS). It is tailored to meet the requirements of most Hobie Cat regattas throughout the world. For National, Regional, World Championships and other particular events it is however recommended to review RRS Appendix J2 and Appendix K for additions and changes that may be required.

An up-to-date version of the expanded version of Appendix K can be downloaded from the ISAF website:

<http://www.sailing.org/rrs2001/AppendixKE.pdf> (PDF version)

<http://www.sailing.org/rrs2001/AppendixKE.doc> (Word version)

Quote from Appendix K:

The principles on which all sailing instructions should be based are as follows:

- 1 They should include only two types of statement: the intentions of the race committee and the obligations of competitors.*
- 2 They should be concerned only with racing. Information about social events, assignment of moorings, etc. should be provided separately.*
- 3 They should not change the racing rules except when clearly desirable.*
- 4 They should not repeat or restate any of the racing rules.*
- 5 They should not repeat themselves.*
- 6 They should be in chronological order; that is, the order in which the competitor will use them.*
- 7 They should, when possible, use words or phrases from the racing rules.*

Unquote.

How to use the guide:

Follow the directions in the left margin to fill in the spaces where a solid line (_____) appears and select the preferred wording if a choice or option is shown in brackets

([. . .]).

After deleting unused instructions, renumber all instructions in sequential order. Be sure that instruction numbers are correct where one instruction refers to another.

----- oOo -----

Comments and ideas to the IHCA Sailing Instruction Guide are most welcome. Please address them to the IHCA Rules Committee.

Happy sailing!

IHCA Rules Committee

On separate lines, insert the full name of the regatta, the inclusive dates from measurement or the practice race until the final race or closing ceremony, the name of the organizing authority, and the city and country.

SAILING INSTRUCTIONS

1 RULES

1.1 The regatta will be governed by the ‘rules’ as defined in The Racing Rules of Sailing.

1.2 The Class Rules of the International Hobie Class Association will apply.

Include only if the prescriptions will not apply. Insert the name.

1.3 The prescriptions of the _____ national authority will not apply.

1.4 If there is a conflict between languages the English text will prevail.

2 CAMERAS AND ELECTRONIC EQUIPMENT

Boats may be required to carry cameras, sound equipment or positioning equipment as specified by the organizing authority.

3 NOTICES TO COMPETITORS & SKIPPERS MEETING(S)

Insert the location(s).

3.1 Notices to competitors will be posted on the official notice board(s) located at _____.

Insert the location and the time.

3.2 There will be a Skippers meeting on _____ at _____. Other skippers meetings may be scheduled as required.

4 CHANGES TO SAILING INSTRUCTIONS

Change the times if different.

Any change to the sailing instructions will be posted before 0900 on the day it will take effect, except that any change to the schedule of races will be posted by 2000 on the day before it will take effect.

5 SIGNALS MADE ASHORE

Insert the location.

5.1 Signals made ashore will be displayed at _____.

Insert the number of minutes.

5.2 When flag AP is displayed ashore, '1 minute' is replaced with 'not less than _____ minutes' in race signal AP.

(OR)

5.2 Flag D with a sound signal means 'The warning signal will be made not less than _____ minutes after flag D is displayed. Boats are requested not to leave the harbour until this signal is made.'

6 SCHEDULE OF RACES

Revise as desired and insert the dates. When the series consists of qualifying races and final races, specify them. The schedule can also be given in an attachment.

6.1 Racing is scheduled as follows:

<i>Date</i>	<i>Class</i> _____	<i>Class</i> _____
_____	racing	racing
_____	racing	reserve day
_____	reserve day	racing
_____	racing	racing
_____	racing	racing

Insert the classes and numbers.

6.2 The numbers of races scheduled are as follows:

<i>Class</i>	<i>Number of races</i>	<i>Races per day</i>
_____	_____	_____
_____	_____	_____

Insert the time.

6.3 The scheduled time of the warning signal for the first race each day is _____.

6.4 When more than one race (or sequence or races, for two or more classes will be held on the same day, the warning signal for each succeeding race will be made as soon as practicable. To alert boats that another race or sequence of races will begin soon, the postponement signal will be displayed for at least four minutes before a warning signal is displayed.

Insert the time.

6.5 On the last day of the regatta no warning signal will be made after _____.

7 CLASS FLAGS

Class flags will be:

<i>Class</i>	<i>Flag</i>
_____	_____
_____	_____
_____	_____

Insert the classes and names or descriptions of the flags.

8 RACING AREAS

Insert a number or letter.

8.1 Attachment _____ shows the location of racing areas.

9 THE COURSES

9.1 International Hobie Cat Class Courses will be used as shown in Attachment A.

9.2 All marks left to port, except gates.

9.3 When there is a gate, boats shall sail between the gate marks from the direction of the previous mark and round either gate mark.

9.4 The Offset Mark, if used, is defined as a mark located approx. 50-100 meters from the windward mark at right angles. It applies both at the beginning of downwind legs and at reaches.

9.5 No later than the preparatory signal the race committee signal boat may display the approximate compass bearing from the start line to the weather mark.

10 MARKS

Insert the descriptions of the marks. (Not mandatory, but it may if possible be a good idea that the offset mark is different from the other marks)

10.1 Marks A, B and C will be _____.
[Offset mark will be _____.]
[Gate marks will be _____.]

Insert the descriptions of the marks.

10.2 New marks, as provided in instruction 12.1, will be _____.

Describe the starting and finishing marks: for example, the race committee signal boat at the starboard end and a buoy at the port end. Instruction 11.2 will describe the starting line and instruction 13.1 the finishing line.

10.3 The starting and finishing marks will be _____.

10.4 A race committee boat signalling a change of course is a mark as provided in instruction 12.2.

11 THE START

Insert the number of minutes. It shall normally be 5 min. The number may however be increased if required.

11.1 Races will be started by using rule 26 with the warning signal given _____ minutes before the starting signal.

11.2 The starting line will be between staffs displaying orange flags on the starting marks.

(OR)

Insert the description.

11.2 The starting line will be _____.

11.3 Boats whose warning signal has not been made shall avoid the starting area.

Insert the number of minutes.

11.4 A boat starting later than _____ minutes after her starting signal will be scored Did Not Start. This changes rule A4.1.

11.5 Start line obstruction: The start line shall rank as an obstruction for classes previously started while other classes are starting and in sequence until after the last class has successfully started.

11.6 Minimum wind conditions: No race will be started in under 5 kts. of wind at all marks of the course as determined by the Race Committee.

12 CHANGE OF THE POSITION OF THE NEXT MARK

12.1 To change the position of the next mark, the race committee will lay a new mark (or move the finishing line) and remove the original mark as soon as practicable. The change will be signalled before the leading boat has begun the leg, although the new mark may not yet be in position. Any mark to be rounded after rounding the new mark may be relocated without further signalling to maintain the course configuration. When in a subsequent change a new mark is replaced, it will be replaced by an original mark.

12.2 Except at a gate, boats shall pass between the race committee boat signalling the change of course and the nearby mark, leaving the mark to port and the race committee boat to starboard. This changes rule 28.1.

13 THE FINISH

13.1 The finishing line will be between staffs displaying orange flags on the finishing marks.

(OR)

Insert the description.

13.1 The finishing line will be _____.

13.2 When the course is shortened at a gate, a race committee boat near the gate will display flag S and boats shall finish by sailing through the gate from the direction of the previous mark. The finishing line will be between the gate marks. This changes race signal S.

13.3 Finish Line Obstruction: The finish Line shall rank as an obstruction when a Blue flag or shape is displayed on the Race Committee Signal boat at the finish line.

14 PENALTY SYSTEM

14.1 Rule 44.2 is changed for all classes to one 360° turn that includes one tack and one gybe.

15 TIME LIMITS

Insert the number of minutes.

15.1 Boats failing to finish within _____ minutes after the first boat of its class sails the course and finishes will be scored Did Not Finish. This changes rules 35 and A4.1.

16 PROTESTS AND REQUESTS FOR REDRESS

16.1 Protest forms are available at the race office. Protests shall be delivered there within the protest time limit.

Change the time if different.

16.2 For each class, the protest time limit is 60 minutes after the last boat has finished the last race of the day. The same protest time limit applies to all protests by the race committee and protest committee and to requests for redress. This changes rules 61.3 and 62.2.

*Change the time if different.
Insert the location and time.*

16.3 Notices will be posted within 30 minutes of the protest time limit to inform competitors of hearings in which they are parties or named as witnesses. Hearings will be held in the _____ beginning at _____.

16.4 Breaches of instructions 3, 11.3, 18, 19.3, 21 and 22 will not be grounds for a protest by a boat. This changes rule 60.1(a). Penalties for these breaches may be less than disqualification if the protest committee so decides.

17 SCORING

17.1 The Low Point scoring system of Appendix A will apply.

17.2 1 race is required to be completed to constitute a series.

17.3 When 4 or more races have been completed, a boat's series score will be the total of her race scores excluding her worst score.

17.4 All boat weight, crew weight, and equipment violations will be scored Disqualification Not Excludable. Whenever possible, competitors should be warned of potential equipment violations on the beach before racing when observed by other competitors, the protest committee, or regatta officials.

18 SAFETY REGULATIONS

18.1 A boat that retires from a race shall notify the race committee as soon as possible.

Insert the procedure for check-in and check-out if such a procedure applies. Otherwise delete.

18.2 Check-in and check-out: _____.

19 REPLACEMENT OF CREW OR EQUIPMENT

19.1 Substitution of competitors will not be allowed without prior written approval of the race committee under the provisions of General Class Rule 17.

19.2 For substitution of sails, General Class Rule 12.3 applies.

19.3 Substitution of other damaged or lost equipment will not be allowed unless approved by the race committee. Requests for substitution shall be made to the committee at the first reasonable opportunity.

20 EQUIPMENT AND MEASUREMENT CHECKS

A boat or equipment may be inspected at any time for compliance with the class rules and sailing instructions. On the water, a boat can be instructed by a race committee measurer to proceed immediately to a designated area for inspection.

21 TRASH DISPOSAL

Boats shall not put trash in the water. Trash may be placed aboard support and race committee boats.

22 RADIO COMMUNICATION

A boat shall neither make radio transmissions while racing nor receive radio communications not available to all boats. This restriction also applies to mobile telephones.

When perpetual trophies will be awarded state their complete names.

23 PRIZES

Prizes will be given as follows: _____.

24 DISCLAIMER OF LIABILITY

Competitors participate in the regatta entirely at their own risk. See rule 4, Decision to Race. The organizing authority will not accept any liability for material damage or personal injury or death sustained in conjunction with or prior to, during, or after the regatta.

25 INSURANCE

Insert the currency and amount.

Each participating boat shall be insured with valid third-party liability insurance with a minimum cover of _____ per event or the equivalent.

26 SPECIAL NOTES

- 26.1** Race Committee support boats shall rank as obstructions.
- 26.2** No questions will be answered by the Race Committee on the water.
- 26.3** Any boat receiving “hands on” assistance from rescue /mark boats will be scored Did Not Finish. The Race Committee may decide when a boat or crew needs assistance.
- 26.4** SPORTSMANSHIP: The Race Committee may request redress for competitors who exhibit extraordinary sportsmanship.

----- oOo-----

IHCA SAFETY NOTES TO THE SAILORS:

GENERAL

If wind, wave, or water conditions make you doubtful of your ability to handle the conditions, retire from the race.

ELECTRICAL POWER LINES – AVOID!!!

Before raising the mast, and always while sailing, check for and avoid low overhead electrical power lines. If you see a power line, AVOID IT! A MAST COMING IN CONTACT OR EVEN NEAR AN ELECTRICAL POWER LINE CAN CAUSE SERIOUS INJURY OR DEATH TO PEOPLE ON OR TOUCHING THE BOAT!

Appendix A – Illustrating the Course

IHCA Standard Courses

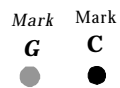
<u>No.</u>	<u>Course</u>	<u>Finish</u>	<u>Options for the Race</u>		
			<u>Committee</u>		
1	(S) A C A	(F) Downwind	1 G	1 O	1 GO
2	(S) A C A C A	(F) Downwind	2 G	2 O	2 GO
3	(S) A C A B C	(F) Upwind		3 O	
4	(S) A B C A C	(F) Upwind		4 O	
5	(S) A C	(F) Upwind	5 G	5 O	5 GO
6	(S) A C A C	(F) Upwind	6 G	6 O	6 GO
7	(S) A C A B C A C	(F) Upwind		7 O	

S = start, A = weather mark, B = reaching mark, C = leeward mark, G = gate, F = finish, O = offset mark is used.

"B" MARK LOCATION: The Race Committee will endeavour to locate "B" Mark, the reaching mark, at either the windward or leeward end of the course approximately 90 to 105 degrees abeam of the windward or leeward mark.

Shown here are examples of course illustrations.

Course Configuration A
(to be used with course 1 and 2 only)


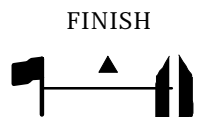


Mark O & Mark G are options that may be used by the Race Committee

(OR)


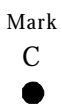
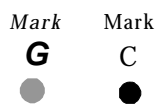
Course Configuration B

(may be used with all courses except 1 and 2)



Mark O & Mark G are options that may be used by the Race Committee

(OR)

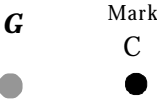


START

Course Configuration C

(may be used with all courses)

Mark

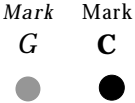


Mark O & Mark G are options that may be used by the Race Committee

(OR)

Course Configuration D

(may be used with all courses)



Mark O & Mark G are options that may be used by the Race Committee